



for

For guidance on the purpose of the resource and how to use it as a launch pad for your engagement with children and families, please see the Samaritan





How do I help my group to come together and get started with the theme?

(use alternate index fingers to point and tap the middle of opposite palms)

(two hands, palms up in front of you, move up and down twice)

(two hands, palms up in front of you, move one forward and one back and alternate twice)

(hands together, palm against palm, as though praying)

(hands to each side, palms up, make two small circles outwards)

(point up with one hand)





- x When you are at the shops, you see a toddler who has lost their adult.
- x A homeless person is waiting outside the shops, asking for spare change. It's raining.

- x Whilst racing at lunchtime, someone in your class falls over just before they reach the finish line.

- x Your teacher drops their pile of books whilst they are trying to hand them out.
- x Someone who is always mean about your friend's clothes, forgets their PE kit. They might have to wear something from the lost property box.
- x Your small group leader is sitting on the floor with you to share a story but then can't get up.

If you have time, members of the group could take it in turns to create their own scenario for the group to respond to.









Praying together: how can you involve the children
actively in prayer?

Use a selection of road sign images to help you pray, for the things what matters mos.44Twc -0.00213





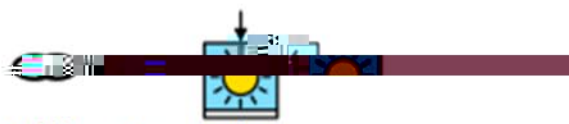
for those who feel misunderstood,
them to find love and acceptance.



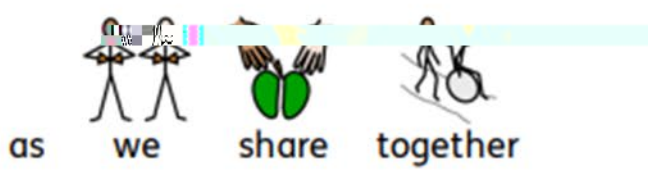




Jesus our friend



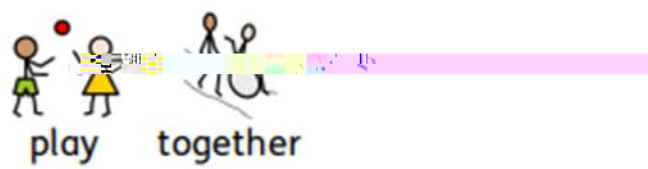
be with us today



as we share together



pray together




play together



and get to know you better



as children in your family



Amen







What are you going to take with you on your journey?

What matters most to you in life?

